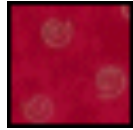


Land of Liberty



Color 1 Red: one 5"x11" strip & two 2"x17" strip



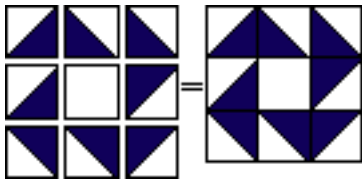
Color 2 Blue: one 2-3/8" x 10" strip & one 2" x 17" strip



Color 3 White: one 5" x 10" strip & one 2-1/2" x 10". strip & one 2" square

Cut color 1 red and color 3 white 5"x10" strips into 2 5" squares
Cut squares on diagonal to make four half square triangles.
Sew pairs of half square triangles. Press to dark side. Trim to 4-1/4
Sew the four half squares together to form the block pinwheel unit

Cut color 2 blue and color 3 white 2-3/8 x 10" strip into four 2-3/8 squares. Cut once on diagonal to make eight half square triangles of each. Sew pairs of half square triangles to make eight units. Press to dark side. Trim to 2" square




Lay out half square triangles
Use color 3 white 2" square as center



Sew together color 1 red and color 2 blue 2"x 17" Press to dark side. Cut into two 8" rectangles.





Lay out all of the blocks units and sew together.



<http://www.quilterscache.com>